

Monroe Truck Equipment

Work Trucks

Service Bodies

Dump Bodies

Platform Bodies

Tow Bodies



a brand of aebe schmidt





 **monroe**
a brand of aebi schmidt

Monroe: Helping You Sell More

Moving Communities Forward

Our equipment keeps communities safe and growing. Whether our top-of-the-line truck equipment is used for clearing snow and ice or building utility trucks, our mission is to move communities forward. This responsibility is our driving force.

Backed by our core values, our products have helped small business owners and contractors across the country, in large cities and in rural areas, improve safety, infrastructure and grow their business.

Investing in Long Term Success

Developing relationships of trust and support is critical for our business across all of our divisions. We stand by our products, and always make sure we deliver on our promises. This helps us better serve our customers and also engage in cycles of continuous improvement.

Monroe Truck Equipment's investments in visionary leadership, process optimization, and our team of experts enable us to lead the industry in serving commercial dealers across the country. We work hard to make performance-driven vehicles that will empower end users to do work they are proud of.

The Future of Monroe Truck Equipment

As we move forward, we will continue to honor our legacy of craftsmanship and customization while introducing more changes that will keep our customers and our mission front and center.

With over 60 years in business, our team has unparalleled expertise in engineering, installation, manufacturing and distribution of performance-driven commercial vehicle solutions. We use American made materials, carefully crafting reliable vehicles perfectly suited to meet users' needs and help them better perform on the job site.

Monroe Product Guide

D-Series | Dump Bodies 7



- Z-DumpPRO™ | Elite8
- Z-DumpPRO™ Bodies 10
- Z-DumpPRO™ Options..... 11
- Dump Body Partner Solutions 12

S-Series | Service Bodies..... 14



- ServicePRO™ | Elite 16
- ServicePRO™ Bodies 18
- ServicePRO™ Options..... 19
- Service Body Partner Solutions 20

P-Series | Platform Bodies..... 22



- TradesPRO™ | Elite..... 24
- TradesPRO™ Bodies 26
- TradesPRO™ Options 27
- Platform Body Partner Solutions..... 28

T-Series | Tow Bodies 30



- TowPRO™ | Elite 32
- TowPRO™ Bodies 34
- TowPRO™ Options 35
- Tow Body Partner Solutions 36

What To Expect from Monroe..... 38

Designed with Customers in Mind 40





 **monroe**
a brand of aebi schmidt

MONROE **D-Series** | Dump Bodies

Z-DumpPRO™ | Elite

Z-DumpPRO™ | Premier

Z-DumpPRO™

Partner Solutions



MONROE Z-DumpPRO™ | Elite

Efficient | Ergonomic | Safe

The Z-DumpPRO™ is designed to maximize efficiency, so you can haul materials with confidence, and focus on profitability.

BENEFITS

- Maximize your payload with the right balance of weight, strength, and features
- Have confidence that Monroe's long lasting, corrosion resistant build will serve you for years to come
- Work safely and more efficiently with features designed to protect drivers and streamline loading and moving of material
- Extend the life of your truck with features that prevent damage from internal dirt shedding on top rails and tailgate

INDUSTRY APPLICATIONS



Landscaping



General
Contracting



Construction

"I've been buying dump bodies from Monroe Truck Equipment for over 40 years, and they have never let me down. They are my #1 go-to partner because they are reliable, competitive, and affordable. I would highly recommend Monroe. The turnaround time and service is exceptional."

Juan Gomez, Equipment/Facilities Manager of HSS Hard Surface Solutions

**NATIONWIDE
SHIP THRU AVAILABLE**

Hand-Crank Tarp

LED Strobe Lights

Crossmemberless Underbody

Rigid or Fold Down Sides



Quick Drop Tailgate



Bulkhead with Window



Fold Down Sides

MONROE Z-DumpPRO™ | Dump Bodies

Z-DumpPRO® | Elite



Z-DumpPRO® | Premier



Z-DumpPRO®



| Standard Features | Z-DumpPRO™ Elite | Z-DumpPRO™ Premier | Z-DumpPRO™ |
|---|--------------------|----------------------|------------|
| 2.5 Receiver Hitch on ICC Bumper | ● | ● | ● |
| 7-Way RV Trailer Plug | ● | ● | ● |
| Poly Fenders | ● | | |
| Mini Light Bar on Self-Leveling Bracket | ● | | |
| 2 LED Rear Strobes | ● | | |
| Hand Crank Tarp | ● | | |
| Stainless | ● | ● | |
| Carbon | | | ● |

| | Length | Sides | Side Height | Capacity | Body Weight - Carbon | Body Weight - Stainless |
|----------|------------------------------|-----------|-------------|-----------|----------------------|-------------------------|
| 2-3 Yard | 9' Feet (60" CA Chassis) | Rigid | 11" Inches | 2.2 yards | 1,280 lbs | 1,326 lbs |
| | | Fold Down | | | 1,475 lbs | 1,478 lbs |
| | 11' Feet (84" CA Chassis) | Rigid | 11" Inches | 2.7 yards | 1,482 lbs | 1,509 lbs |
| | | Fold Down | | | 1,683 lbs | 1,685 lbs |
| 3-4 Yard | 9' Feet (60" CA Chassis) | Rigid | 16" Inches | 3.2 yards | 1,398 lbs | 1,423 lbs |
| | | Fold Down | | | 1,540 lbs | 1,544 lbs |
| | 11' Feet (84" CA Chassis) | Rigid | 16" Inches | 3.9 yards | 1,594 lbs | 1,623 lbs |
| | | Fold Down | | | 1,756 lbs | 1,759 lbs |

MONROE Z-DumpPRO™ | Options



2 LED Rear Strobes

Increase the visibility and safety of your truck.

[Included with Elite]



2 LED Front Grill Strobes


Increase the visibility and safety of your truck.



Hand-Crank Tarp

Easily protect your material and keep it in your truck, even when moving.

[Included with Elite]



Poly Fenders

Protect the underside of your body from debris and mud.

[Included with Elite]



Backup Alarm

Keep your vehicle, and those around you, safe with a backup alarm.



Backup Camera

Increase your visibility and maneuverability with a clear backup camera.



MTE Landscape Package

Options package designed to maximize payload of typical landscape jobs.

[Rigid Sides Only]



Spring Return Tarp

Quickly and easily retract your tarp.



Mini Light Bar on Self Leveling Bracket

Increases the visibility and safety of your truck.

[Included with Elite]



Steel Underbody Toolboxes

Organize and securely store your tools and parts with convenient, built in toolboxes.



Aluminum Underbody Toolboxes

Protect and organize your tools in a lightweight, corrosion-resistant aluminum box system.



Stainless Steel Underbody Toolboxes

Further protect and organize your valuable tools in a corrosion-resistant stainless box system.

Partner Solutions | **Dump Bodies**

Crysteel | E-Series

Light Duty - Available in carbon steel for durability or stainless steel for added corrosion protection from materials and environments.

- Custom size
- Custom material • construction
- Optional cab shield availability



Crysteel | Contractor

Medium Duty - Versatile dump body option for light and medium duty applications.

- Custom size
- Custom material • construction
- Optional cab shield availability



Crysteel | Select

Heavy duty - Tackles the heaviest and toughest loads while standing up to wear and tear.

- Custom size
- Custom material construction
- Universal applications







 **monroe**
a brand of aebe schmidt

MONROE **S-SERIES** | Service Bodies

ServicePRO™ | Elite

ServicePRO™ | Premier

ServicePRO™

Partner Solutions



MONROE ServicePRO™ | Elite

Capable | Efficient | Complete System

An industry favorite service body is paired with best-in-class towing. The StepMate™ bumper design allows workers to easily get the job done, while protecting their vehicle investment.

BENEFITS

- Complete towing system allows for incredible towing capabilities
- Total protection of hauled materials with automotive door seals to reduce leaks
- Independently mounted StepMate™ bumper helps reduce risk of damage

INDUSTRY APPLICATIONS



Electrical



General
Contracting



Construction



HVAC



Telecom Fleet



Plumbing

"The ServicePRO is my best selling body. Customers started asking for the ServicePRO when they realized all the benefits the rear bumper and hitch assembly offered."

Don Ditmer, Jr., Commercial Sales Manager of Walker Ford - Clearwater, FL

**NATIONWIDE
SHIP THRU AVAILABLE**

Aluminum Top Packs

Compartment Lighting

Aluminum Trim on Tailgate

StepMate™ Bumper



Complete Towing System



Nitrogen Gas Strut Door Holders



StepMate™ Bumper

MONROE **ServicePRO™** | Service Bodies

ServicePRO® | Elite



ServicePRO® | Premier



ServicePRO®



| Standard Features | ServicePRO™ Elite | ServicePRO™ Premier | ServicePRO™ |
|----------------------------------|---------------------|-----------------------|-------------|
| 2.5 Receiver Hitch on ICC Bumper | ● | ● | ● |
| 7-Way RV Trailer Plug | ● | ● | ● |
| Manual Master Locking | | ● | |
| Power Locking System | ● | | |
| Aluminum Top Packs | ● | | |
| Aluminum Tailgate Protector | ● | | |
| StepMate standard on Steel Body | ● | ● | ● |
| Steel | ● | ● | ● |
| Compartment Lighting | ● | ● | |

| | Cab to Axle | Axle | Length | Width | No. of Side Compartments | No. of Shelves | Compartment Depth | Floor Width | Floor Length | Body Weight |
|-------------------|-------------|------|--------|-------|--------------------------|----------------|-------------------|-------------|--------------|-------------|
| ServicePRO | 56" | SRW | 98" | 77.8" | 6 | 6 | 14.5" | 48.5" | 98" | 996 lbs. |
| | 60" | DRW | 108" | 91.8" | 6 | 6 | 21.5" | 48.5" | 108" | 1,309 lbs. |
| | 84" | DRW | 132" | 91.8" | 8 | 8 | 21.5" | 48.5" | 132" | 1,597 lbs. |

MONROE ServicePRO™ | Options



2 LED Rear Strobes

Increase the visibility and safety of your truck.



2 LED Front Grill Strobes

Increase the visibility and safety of your truck.



Compartment Lights

Increase visibility inside compartments; available in various types and configurations.

[ServicePRO Steel Only]



LED Mini Light Bar

Increase the visibility and safety of your truck.



Backup Alarm

Keep your vehicle, and those around you, safe with a backup alarm.



Backup Camera

Increase your visibility and maneuverability with a clear backup camera.



Manual Master Locking

Keep your tools and materials safe and secure.

[Included with Premier]



Top Packs

Keep your tools, parts, and gear organized and easy to reach on your truck.

[Included with Elite]



Aluminum Rock Guards

Protect the body from flying rocks and debris.



Spray On Bedliner: Complete Loadspace

Increase durability and decrease chance of scratches.



Spray On Bedliner: Tops of Compartments

Increase durability and add grip.



Spray On Bedliner: Bumper

Increase durability and safety when using bumper as a step.



Ladder Rack

Increase storage capacity.

Partners Solutions | Service Bodies

Reading | Classic II

Designed to help you work more efficiently out in the field.

- Hidden Hinges
- Heavy duty compartment doors
- Slam action tailgate
- Available in Steel and Aluminum



Reading | CSV Utility Van

A lightweight, all-aluminum enclosed body offers a workspace with plenty of storage, fuel savings, and cover from weather.

- Increased payload capacity
- Less wear and tear on chassis
- Inherently corrosion resistant
- Only available on cutaway applications



Reading | Crane Body

Heavy-duty construction ensures that the most difficult and demanding jobs are done right.

- Adjustable shelving and storage.
- Compatible with service cranes and aerial lifts.
- Deliver more than 20 years of reliable service.







 **monroe**
a brand of aebe schmidt

MONROE **P-SERIES** | Platform Bodies

TradesPRO™ | Elite

TradesPRO™ | Premier

TradesPRO™

Partner Solutions



MONROE TradesPRO™ | Elite

Durable | Reliable | Versatile

Maximize your capabilities with best-in-class storage, increased payload and corrosion resistance, and towing and hauling - all in a single truck.

BENEFITS

- Aluminum body offers higher payload for contractors
- Designed to store every tool and piece of equipment a contractor needs
- Storage boxes offer easy access to tools

INDUSTRY APPLICATIONS



Construction



General
Contracting

“The TradesPRO is a versatile body that works for several industries. The weight savings of the aluminum construction gives the customer more payload capacity and the fold down sides makes this body a must have for your fleet.”

Scott Yassinger, Fleet & Commercial Sales Director of Raymond Chevrolet - Antioch

Ladder Rack

**NATIONWIDE
SHIP THRU AVAILABLE**

Fold Down Sides

Fold Down Tailgate

Secure Toolboxes



Fold Down Sides



Aluminum Ladder Rack



Secure Tool Boxes

MONROE TradesPRO™ | Platform Bodies

TradesPRO® | Elite



TradesPRO® | Premier



TradesPRO®



| Standard Features | TradesPRO™ Elite | TradesPRO™ Premier | TradesPRO™ |
|---|--------------------|----------------------|------------|
| 2.5 Receiver Hitch on ICC Bumper | ● | ● | ● |
| 7-Way RV Trailer Plug | ● | ● | ● |
| Bulkhead with Window | | | ● |
| Bulkhead w/ L.E.D. S/T/T Lights & Backup Lights | ● | ● | |
| Aluminum Construction | ● | | |
| Fold Down Sides and Tailgate | ● | ● | |
| Integral Rear Corner Posts | ● | ● | |
| Tongue and Groove Extruded Aluminum Flooring | ● | ● | |
| Rear Apron w/ L.E.D. S/T/T Lights and Backup Lights | ● | ● | |
| Overhead Ladder Rack | ● | ● | |
| Tool Boxes | ● | ● | |

| | Material | Length | Width | Weight |
|-------------------------|--------------|--------|-------|----------|
| TradesPRO (Platform) | Wood | 9.5' | 96" | 1007 lbs |
| | | 12.5' | | 1279 lbs |
| | | 14.5' | | 1462 lbs |
| | Tread Plate | 9.5' | 96" | 1384 lbs |
| | | 12.5' | | 1781 lbs |
| | Smooth Steel | 9.5' | 96" | 1344 lbs |
| | | 12.5' | | 1729 lbs |
| | Aluminum | 9' 4" | 96" | 613 lbs |
| | | 12' 4" | | 784 lbs |
| TradesPRO Premier | Steel | 9' 4" | 96" | 2102 lbs |
| | | 11' 4" | | 2401 lbs |
| TradesPRO Elite | Aluminum | 9' 4" | 96" | 1325 lbs |
| | | 12' 4" | | 1630 lbs |

MONROE TradesPRO™ | Options



2 LED Rear Strobes

Increase the visibility and safety of your truck.



2 LED Front Grill Strobes

Increase the visibility and safety of your truck.



Steel Stake Racks

Increase payload space and add versatility.

[Wood, Tread Plate, and Smooth Steel Only]



Backup Alarm

Keep your vehicle, and those around you, safe with a backup alarm.



Backup Camera

Increase your visibility and maneuverability with a clear backup camera.



Bulkhead Corner Filler

Decreases load spillage when paired with stake racks.

[Wood, Tread Plate, and Smooth Steel Only; 1-Ton Trucks Only]



Steel Underbody Toolboxes

Organize and securely store your tools and parts with convenient, built in toolboxes.

[TradesPRO Only]



Aluminum Underbody Toolboxes

Protect and organize your tools in a lightweight, corrosion-resistant aluminum box system.

[TradesPRO Only]



Stainless Steel Underbody Toolboxes

Further protect and organize your valuable tools in a corrosion-resistant stainless steel box system.

[TradesPRO Only]



Aluminum Stake Racks

Increase payload space and add versatility with minimal payload weight added.

[Aluminum Only]

Partner Solutions | Platform Bodies

Parkhurst | Structureline

Large capacity platform designed to help you work more efficiently out in the field.

- Increased weight capacity
- Taller longsills for greater hoist availability
- Available stake rack, contractor sides, or landscape sides



Parkhurst | Versaline

Versatile platform available in extended lengths and sizes.

- Extended length availability
- Custom floor options
- Available stake rack, contractor sides, or landscape sides







 **monroe**
a brand of aebe schmidt

MONROE **T-SERIES** | Tow Bodies

TowPRO™ | Elite

TowPRO™ | Premier

TowPRO™

Partner Solutions



MONROE TowPRO™ | Elite

Safe | Durable | Heavy Duty

Reliability and durability come first. You can be confident this truck will perform at critical times, through towing, hauling, and other rough work.

BENEFITS

- Great long term ROI for haulers
- Aluminum construction offers corrosion resistance and greater payload
- Multiple hauling capabilities

INDUSTRY APPLICATIONS



Ranchers



General
Contracting

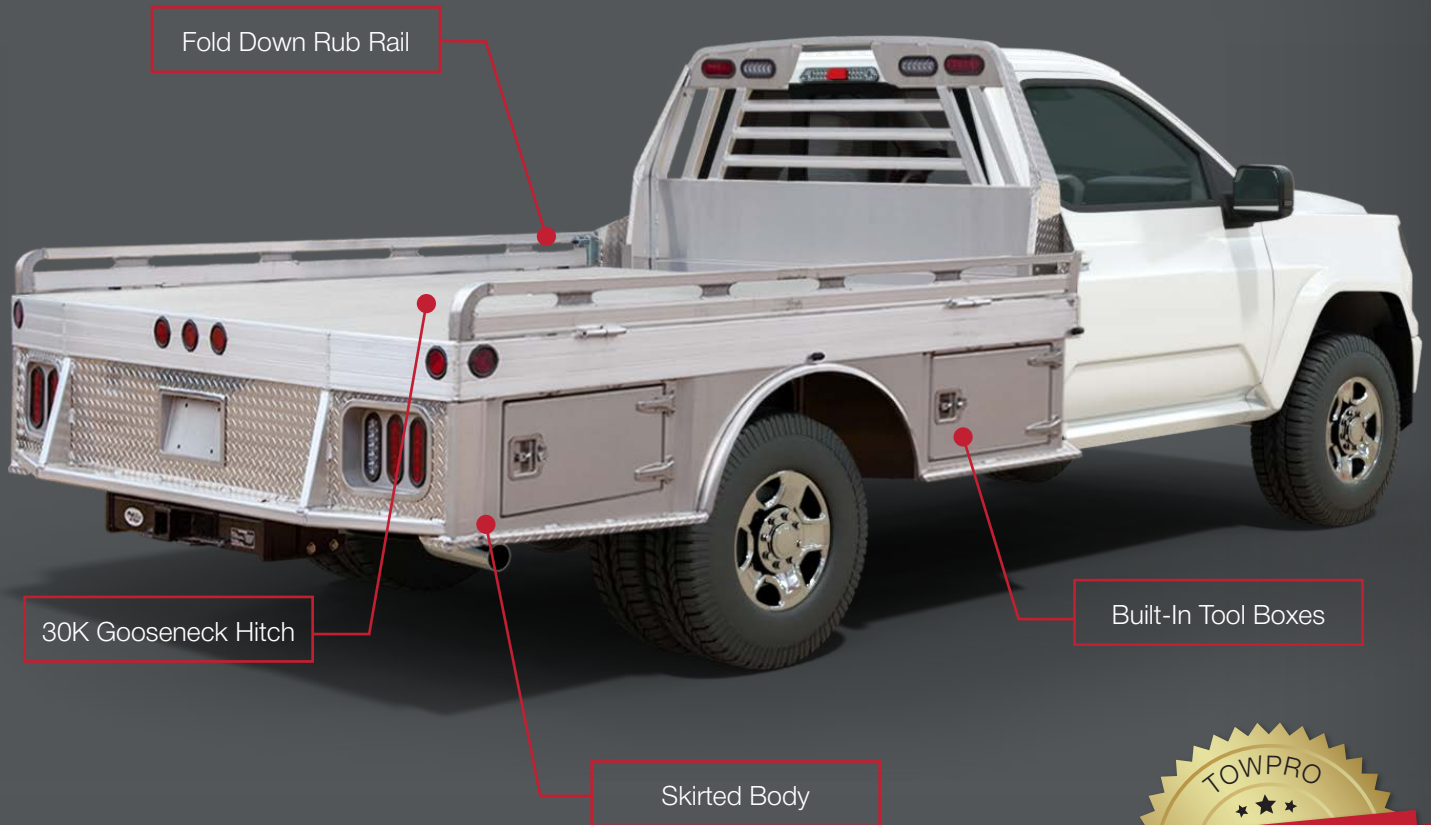


Recreational
Towing

"I've done business with Monroe Truck Equipment for over 35 years. I have to say we love the TowPRO Aluminum body. We've ordered several of them and the customers love them. The best thing about it is that you'll never see rust on it, and there's more payload available because aluminum is lighter than steel. I appreciate Monroe's great service."

Frank Graf, Fleet Manager of Jerry Seiner Buick/GMC/Isuzu

**NATIONWIDE
SHIP THRU AVAILABLE**



Built-In Tool Boxes



Gooseneck Hitch



Fold Down Rub Rail

MONROE TowPRO™ | Tow Bodies

TowPRO® | Elite



TowPRO® | Premier



TowPRO®



| Standard Features | TowPRO™ Elite | TowPRO™ Premier | TowPRO™ |
|--|-----------------|-------------------|---------|
| 2.5 receiver hitch | ● | ● | ● |
| (2) 7-Way RV Trailer Plugs | ● | ● | ● |
| Fold down sides | ● | ● | |
| Recessed stainless steel tie-downs | ● | ● | |
| Full Body Skirts w/ integrated toolboxes | ● | | |
| Aluminum w/Steel Understructure | ● | ● | ● |
| LED Lights S/T/T/B | ● | ● | ● |
| 30K Gooseneck Ball Hitch | ● | ● | ● |

| Model | Length | Overall Width | Body Weight |
|------------------|--------|---------------|-------------|
| TowPRO | 9' 4" | 96" | 675 lbs |
| TowPRO Premier | | | 698 lbs |
| TowPRO Elite | | | 965 lbs |
| TowPRO | 11' 4" | 96" | 763 lbs |
| TowPRO Premier | | | 790 lbs |
| TowPRO Elite | | | 1120 lbs |

MONROE TowPRO™ | Options



2 LED Rear Strobes

Increase the visibility and safety of your truck.



2 LED Front Grill Strobes

Increase the visibility and safety of your truck.



Aluminum Underbody Toolboxes

Protect and organize your tools in a lightweight, corrosion-resistant aluminum box system.

[Included with Elite]



Backup Alarm

Keep your vehicle, and those around you, safe with a backup alarm.



Backup Camera

Increase your visibility and maneuverability with a clear backup camera.



B&W Conversion Kit

The conversion kit transforms your standard 2-5/16" ball hitch to a B&W turnover ball, allowing you to install a companion 5th wheel hitch.



B&W Companion 5th Wheel Hitch*

*Requires B&W Conversion kit



Partner Solutions | Tow Bodies

Hillsboro | GI

Rope ties between the stake pockets offer additional strength and load securement in an affordable package.

- Entry level option for first time platform owners
- Less expensive than other platform bodies
- Light weight and durable



Hillsboro | GII

Offers full usable load space with fold down rails for ease of use and adaptability.

- 30K rated gooseneck hitch
- LED Stop/Turn/Tail/Reverse lights built into skirt and bulkhead
- Optional underbody tool boxes available



Hillsboro | STA 1000

Perfect for drivers who want the strength of steel but the rust-resistance of aluminum in typical corrosion zones.

- Hybrid body in steel and aluminum
- Fully skirted body provides stability and safety
- (4) Recessed tool boxes for integrated storage





Partner Solutions | Landscaper Bodies

Future Line | Aluminum Landscaper

A fully enclosed aluminum platform with removable sides and rear gates gives you the flexibility to get the job done your way.

- Bolt-on front, sides, and rear
- 52" Curbside swinging door
- All aluminum construction
- Underbody scissor hoist
- Optional slide out ladder, tool boxes, and tarps



Parkhurst | Dovetail Landscaper

With a removable dovetail and spring-assisted ramp, this body has multiple options and accessories that make it landscaping season ready.

- 4' Removable dovetail
- 60" Lockable headboard storage rack
- 2-Piece spring-assisted ramp
- 16" Expanded metal fold-down sides
- Available for Isuzu/Chevy LCF only




mTEC™

Technologies with your needs first

Monroe's mTEC™ technologies improve the experience, function, and safety of our work trucks. By working to understand the hard work that our customers go through, we strive to design innovations to create a better work truck for all.

Putting ourselves in the driver's seat is in our blood, and out of this, we've developed the mTEC™ line of product enhancements. For decades, we've developed new features and technologies to make users' lives easier, safer, and more efficient. It's always about coming up with a solution to a customer's problem, and it drives us to innovate at every step of the way.



mTEC | Cat Cage

Eliminate the need for costly catalytic converter replacement by protecting your investment.

- 14 gauge stainless steel, lightweight construction
- Tamper-resistant fasteners
- Installs easily & securely to frame rails using OEM attachment points



mTEC | SmoothRide™

The SmoothRide's system creates a cushion to reduce bumps and jolts, making your ride a more comfortable experience.

- Self-leveling
- Self-regulating air pressure system
- Utilizes factory cab mounting locations
- Available only for GM Medium Duty and International CV applications



Partners Solutions | **Adrian Van Packages**

Van packages are available for Chevy Express/GMC Savanna, Ford Transit, and Ram Promaster vans.

Van Package | Pro

The core upfit package.

- 2 Adjustable 3-shelf units
- Mounting rail kit
- Steel partition panel kit w/visibility & door kit
- Steel partition mounting kit



Van Package | Premier

All of the features of the Pro package, plus:

- 3 Adjustable 3-shelf units
- 2-Drawer unit w/lock
- 3-Drawer unit w/lock
- 3-Drawer unit
- 4-Hook bar
- 2 Accessory mounting brackets for end panels
- 2 Door kits
- 8 Shelf dividers
- 2 Utility hooks
- Complete Adrian General Service package



Van Package | Elite

All of the features of the Pro and Premier packages, plus:

- Topper Mfg ladder rack (GM/Chevy Only)
- Adrian dual-sided drop down ladder rack (High Roof Ram Promaster/Ford Transit Only)
- 3-Bar HD utility rack (Low Roof Ram Promaster/Ford Transit Only)



Ford Transit



What To Expect From Monroe

Our proven process gets you what you need, when you need it.



Design

Our experienced team of engineers consistently improves and evolves the design of our truck equipment. Customized orders start here. Engineering works to incorporate the exact truck and equipment specifications you need to succeed.

Manufacturing

We utilize best-in-class manufacturing equipment, resilient American-made materials, robotic automation solutions and our skillful team to create our performance-driven work trucks.

Installation

During installation, we adhere to the highest industry standards for mechanical assemblies, electrical and wiring, hydraulics and control systems, and of course safety.

Quality Assurance

After all elements are installed, every vehicle is subjected to bumper-to-bumper inspection so that our customers and end-users can worry less and work more, for a confident and profitable investment.

Distribution

Monroe Truck Equipment uses personal delivery drivers for orders that are close to our manufacturing locations, ensuring attentive delivery and personalized service whenever we are able.

Nationwide Ship Thru

When applicable, Monroe Truck Equipment utilizes our vast distribution network system to ship work trucks for customers across the country. This efficient system is in place so you can find and get the right truck without excessive wait or hassle.




Designed with Customers in Mind

By putting ourselves in the drivers' seat, we deeply understand your challenges and how to solve them.

Engineering Expertise

Monroe Truck Equipment has a 13 person engineering team responsible for designing our work trucks and ensuring the safety and ease of use for all of our equipment. Backed by decades of experience in the industry, our team understands how to design builds that best benefit our customers.



Engineering Approach to Customization

Our experienced engineers have worked with hundreds of customers throughout the decades, honing their skills on creating customized work truck solutions that will help our customers succeed. Not only does our team safely incorporate custom features, they make sure every aspect is efficient to use and operate.



Benefit to Customers

Our customers have come to expect that our team of engineers will create a work truck that is easy to operate, simple to maintain and will last for years to come. Due in part to the skill of our engineering team, Monroe Truck Equipment is able to offer one of the industries best warranties.

Long Term Industry Leaders

Backed by our skillfully designed and manufactured products, we work to establish a long term relationship of trust with customers. As leaders in our industry, we provide high-performance solutions that move communities forward.





8 Locations to Serve You

Monroe, WI

Marshfield, WI

De Pere, WI


Joliet, IL

Flint, MI

Louisville, KY

Litchfield, MN

Winston-Salem, NC



commercial.monroetruck.com

800-356-8134

 **monroe**

a brand of aebe schmidt

SEPT-24-V6